



F10

Series	AGM-S	Warranty	See Warranty Terms
Volts	2	BCI	L16
Cells	1		
Terminal Type	F10		
Included Hardware	Stainless Steel Nuts & Bolts		
Size & Thread	M10		

Charge

Charge Voltage Range	2.45 V/cell @ 25°C (77°F)
Float Voltage Range	2.3 V/cell @ 25°C (77°F)
Recommended Charge Current Capacity (String)	230 A
Maximum Charge Current (String)	345 A
Self-Discharge Rate	Less than 2% per month at 25°C (77°F)
Internal Resistance	1.6 mΩ

Capacity

Cold Crank Amps (CCA) 0°F / -17°C	4500			
Marine Crank Amps (MCA) 32°F / 0°C	5400			
Reserve Capacity (RC @ 25A)	2235 Minutes			
Reserve Capacity (RC @ 75A)	658 Minutes			
Capacity Affect by Temperature	40°C (104°F)	25°C (77°F)	0°C (32°F)	-15°C (5°F)
	102%	100%	85%	65%

Hour Rate	Capacity / AMP Hour	Current / AMPs			
@ 100 Hour Rate	1275 AH	12.75 A			
@ 20 Hour Rate	1150 AH	57.5 A			
@ 10 Hour Rate	1040 AH	104 A			
@ 5 Hour Rate	945 AH	189 A			
Cut Off Voltage					
VPC	Constant Current Discharge				
	1 hr	2 hr	3 hr	5 hr	10 hr
	616	351	262	184	104

Specifications



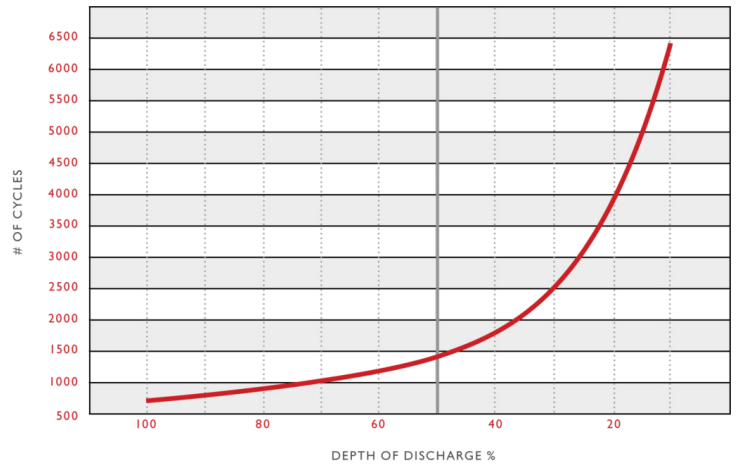
SAI GLOBAL
ISO 9001
Quality

Weight	57 kg	125.5 lbs
Length	29.5 cm	11.61"
Width	17.9 cm	7.05"
Height Inc. Term.	42.4 cm	16.69"

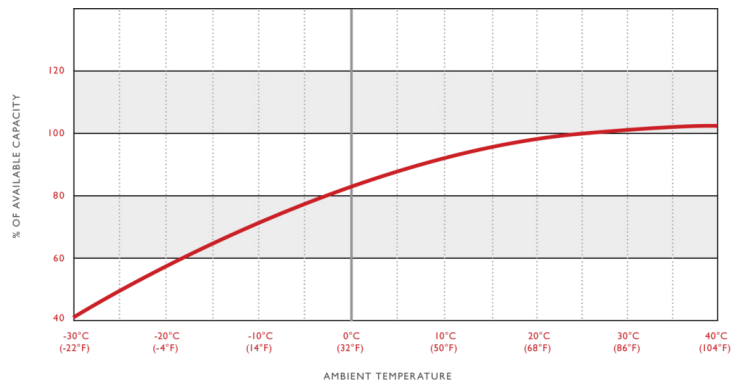
Product measurements & weights are calculated based on sample data. Individual specifications are subject to vary due to the manufacturing process, battery components & electrolyte levels.

Container	ABS
Cover	ABS
Handles	Rope

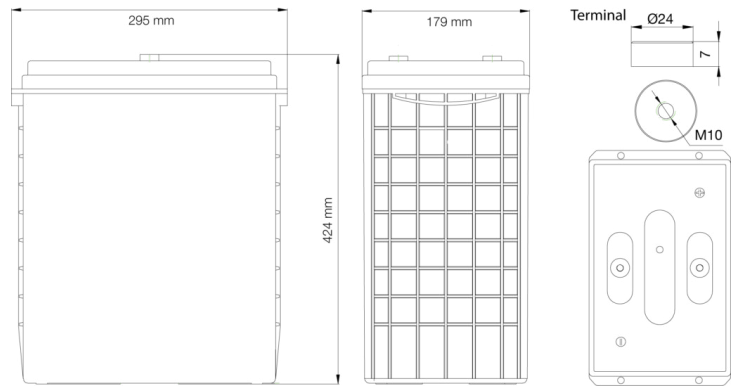
Cycle Life vs. Depth of Discharge



Capacity vs. Temperature



Detailed Illustration



Rev.#3 | May 2018